



## **Module 11 – Professional Portfolio**

For this assignment we need you to comb through all your **before and after photos** and pick your **Top 10 Favourites** and then tell us why they made it to the list.

You don't have to choose your 'best' or even the 'prettiest', they could be some of your most challenging work or most satisfying because they were your most challenging. Or maybe the set just happened to be on a very special practice client, someone who is very close to your heart or moved you in some way.

**You decide what is your BEST & BRIGHTEST - we just can't wait to see!**

**\*\*\*NOTE: All captions were provided as an example only and are not in any way related to the student work images used.\*\*\***


## SET #1



*(Photos c/o Nicole Harding)*

This was the set I did for my exams and I'm so proud of how it turned out! The exam was timed so there was the pressure to finish within the timeframe while at the same time making sure that the enhancements were uniformed in shape and length and that my exam model was happy with the outcome of the design she requested. I received a 100% on this which makes this set a truly memorable one!

## SET #2



*(Photos c/o o Channel Monfette)*

This practice client of mine got engaged a few days before she came to sit for one of my practicals. To celebrate the occasion, she asked for a simple manicure in her favorite color (and possible wedding motif color too). While this may look like a simple service to some, it was probably one of the best moments I've had in my budding career as this client instantly made me feel like family and shared all the details about her amazing proposal! She's recently become a mom and we've maintained our friendship since.

### SET #3



*(Credits to Cindy Fillion)*

My first set of sculpted gel set with French nail tips! This was very challenging for me as I wasn't used to hard gels and really struggled with building the apex on this one. My practice client had been getting her nails done at a luxury salon which just added more pressure to perfecting these for her. But she was very patient all throughout the service (3 hours!!) and told me she was incredibly happy with how it turned out. What a proud moment for me!

## SET #4



*(Credits to Madeleine Carlson)*

This was my first ever enhancements done on a practice client who's always had nubs all her life. I was able to convince her to try enhancements and she LOVED the results! She was so happy with how it turned out she told me I forever changed her life and how she views enhancements in general. She's become a regular client now and allows me to do any design I want and even tries out different shapes! This set made it to my favorites because it's not everyday you meet someone who trusts you 100% and makes you feel confident about what you do.

## SET #5



*(Credits to Tanya Regular)*

Another client with nubs all her life. She was going to Vegas for her birthday, and I suggested we do something out of her comfort zone – medium length sparkly enhancements – the perfect way to celebrate the big 3-0, Vegas-style! She was stoked and kept gushing about how she couldn't stop staring at her nails. She probably sent me about 50 photos of her nails while she was in Vegas which I took as a lovely compliment.


## SET #6



*(Credits to Theresa Morgan)*

I have always shied away from nude colors because in my mind, if it isn't perfect then it won't look good enough. I also wasn't sure about the almond shape as I struggle with oval shaping. But my practice client convinced me otherwise and so I tried it. I'll forever be grateful to her because I wouldn't have stepped out of my comfort zone had she not been persistent enough. It's now made it into my Nails "Hall of Fame"!

## SET #7



*(Credits to Tori Kendall)*

The practice client is my sister, and you would think families are supposed to be supportive of your work and not put pressure on you – I am still practicing after all. She wasn't 100% happy with her nails and made sure to let me know and I cried for days. Nevertheless, I decided to include this in my top 10 list as a reminder of how far I've come with my work. It's true when they say that it's during our most challenging times we learn, grow, and improve. Thanks to her, I have now perfected my shaping of all sorts, my apex and color application. Friends and family are now lining up to try out my services!


## SET #8



*(Credits to Dominique Ingram)*

My first foray into hand painted nail art. I can still recall how terrified I was when this practice client showed me the inspo she grabbed from Instagram. While it did not exactly turn out like the inspo, I loved that she was forgiving enough and thanked me for giving in to her request. She still came back for a rebalance after this set and we agreed to keep things simple for now until I can master hand painting.

## SET #9



*(Credits to Alyta Little)*

This practice client was godsend! She was the first and **ONLY** person who asked for neon colors the moment she sat down on her chair. To top it off, she immediately showed off her searing hot neon nails, her coworkers went bananas and contacted me for an appointment. She helped me round up the last 10 practice clients that I needed for my practicals and I can't thank her enough for it.

## SET #10



*(Credits to Autumn Carriere)*

Ah pedicures – the bane of my existence. Not that I hate giving them, but I dislike the discomfort afterwards (hello, backpain!). But even though this almost killed my back, I am so proud of my very first and successful pedicure session with Ms. Robinson. She never lets anyone touch her feet unless she trusts them, so it was an honor to have been allowed to perform a basic pedicure on her feet. We were both so happy with these, she asked to come back for a spa pedicure next.