



**The Academy of Nail Design**

---

# **WELCOME & INSTRUCTIONAL BROCHURE**

*It is important that you thoroughly read this instructional brochure prior to beginning your program work.*

# TABLE OF CONTENTS



**04** How Your Program Works and Signing In

---

**05** Technical Topics

---

**06** What Your Program Includes  
TAOND Tests

---

**07** TAOND “Let’s Go Shopping” Area

---

**08** TAOND Student Resource Center  
Program Assistance



# Welcome to The Academy of Nail Design!

We know you are very excited to begin your program, and we've included this **Welcome Brochure** to guide you through any questions you may have and to provide some instruction on how your program works.

**Before diving into your program, please take your time to read through this Brochure from beginning to end so you fully understand every component of your program.**

**And we recommend keeping a copy saved to your computer or printed out so you can refer to it when needed.**

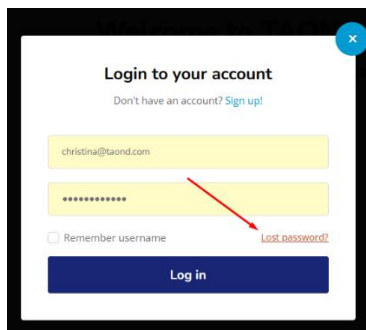
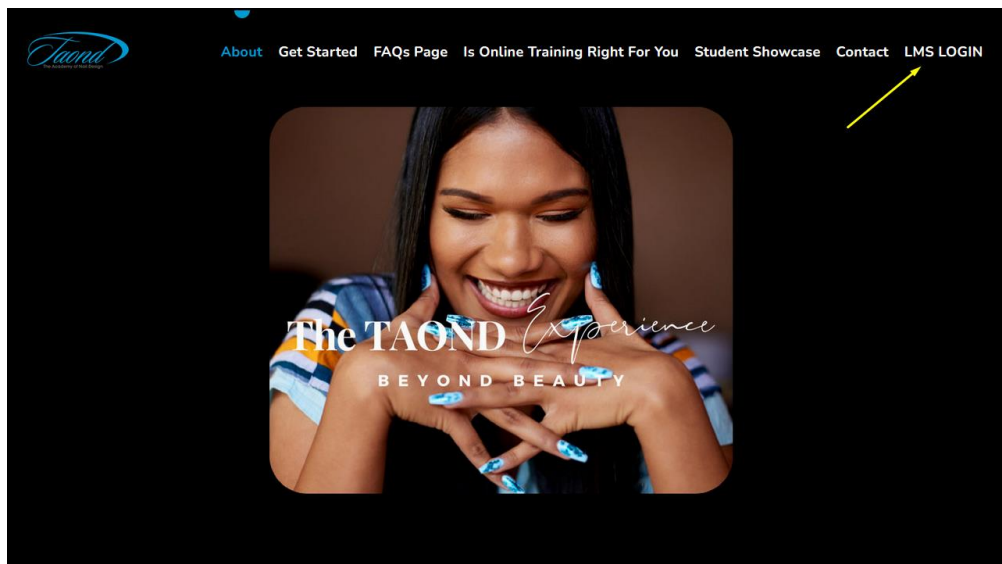


# HOW YOUR PROGRAM WORKS AND SIGNING IN

Now that you've placed your order, your **TAOND Student LMS Account** has been created.

Your **TAOND Student LMS Account** is where you can log in at any time **24 hours a day/365 days a year** to access your program, watch your lessons, read through your program material, review Additional Resources, watch your Step by Step HOW TO Videos, take your tests, complete your assignments and upload your practical work.

To log in after you log out for the first time, go to our main website **www.taond.com** and click on **LMS LOGIN** at the top menu. Use the email address and password you created during your purchase process to log in and access your TAOND Program.



If you have forgotten your Password and need to reset it, just click on the **Forgot your password?** link on the LMS Login page and the LMS will send a reset link to your email.

**Your TAOND STUDENT ACCOUNT and your Program  
are available to you 24 hours a day!**

## TECHNICAL TOPICS - VERY IMPORTANT!

We know that with any online program everyone will be trying to access their Online Learning Accounts on different devices with different web browsers and different software, and because of this, sometimes technical glitches can happen!

To avoid most technical glitches please follow our specific recommendations when accessing your program.

1) Even though our TAOND Online Learning Environment is Mobile Responsive to avoid technical issues and make the taking of your tests and submission of your assignment easiest, we still **strongly recommend** that you still use a **lap or desktop** to access your program.



2) We do also highly recommend using **Firefox or Chrome Web browser** for better viewing of our Online Video presentations and 'How To' videos. You can click on this link to download your **FREE Firefox web browser** (if you don't have one installed yet) before beginning your program.

3) In order to read your **PRINT OUT MATERIAL** you will need a copy of **ADOBE READER**. You can download a **FREE** copy here – **ADOBE READER**. **After installing log off and re-start your computer.**



Adobe® PDF Reader



4) In order to properly watch your How To and Module Presentation videos you will need to have an UP TO DATE copy of ADOBE FLASH. If you don't have a copy or need to update your current copy click here – **ADOBE FLASH PLUGIN**. **After installing log off and re-start your computer.**

**If you do at any time run into a technical glitch, please follow these instructions. But if you are still experiencing an issue, please email us at [info@taond.com](mailto:info@taond.com) and we will address any issues you may have.**

## WHAT YOUR PROGRAM INCLUDES


Depending on which program you have chosen (Full Online Programs Bundles, MINI Certificate programs, Prep Course Certificate, “Just for Fun” Program, or our Payment Plans) you will receive your corresponding:

- **Online Lessons (Presentations)**
- **Online Step by Step How to Videos for your practical applications**
- **ADDITIONAL RESOURCES**
- **Module material print outs (textbook chapters) as attachments which you can open and read through**
- **Tests**

## TAOND TESTS

**Each Module has 1 test.** A passing grade for each test is 80%. ***You can attempt each test up to 2 times*** to reach your passing grade standard. Tests are not timed, so take your time and answer each question to the best of your ability.

# TAOND “LET’S GO SHOPPING” AREA



As a part of your program purchase you will receive access to our **TAOND “LET’S GO SHOPPING” Area**, where we have partnered with 2 of the world’s best online professional nail product distributors (Premier Nail Source and Canada Nail Supply).

**Here you will be able to choose from 100's** of professional nail products to suit your needs, favorites and budget!

This module is also where we have included your complete Shopping Lists (products, kits, implements, and accessories) for each Module that you are required to complete Client Practice Applications for **(Modules 6-10)**.

**Please be advised that only TAOND Certificate Program students are eligible to receive a TAOND Enrollment Letter ID #.**

**Remember - you set your own shopping budget!** You can choose whatever brands you would like to use throughout your program and determine what products and extras you want. We designed our program this way as, having been offering our Online Training Programs Internationally for over 20 years, the number one lesson we learned was that our students want the freedom to shop and purchase the products they want rather than being forced to purchase School Student Kits that they don't like.



So, we've searched the globe to find the best shopping experiences for our students and have compiled a list of over 50 companies that you can shop with.

# YOUR STUDENT RESOURCE CENTRE

As a part of your program, you will also have access to our  
**TAOND STUDENT RESOURCE CENTRE**



If you have any questions regarding your application processes or general questions, we have created this **Special Resource Centre for you as a TAOND student** where you can access all sorts of fabulous industry articles and 'how-to' videos.

We are adding information to this area all the time so be sure to check out this area often.

## PROGRAM ASSISTANCE

If at any time you require assistance with your program, we encourage you to first review this instructional package, a copy of which will always be available under your **Module 1 ADDITIONAL RESOURCES** link or access our **TAOND Resource Centre** in order to find your answer.

However, if you are unable to find answers to a question, our customer service representatives can be contacted during Business Hours by telephone **1 (844) 998-2663** or by email at [info@taond.com](mailto:info@taond.com) and are here to assist you.

## GET STARTED!

Now that you've read through your Welcome instructions, all you need to do is click on **MY COURSES** under your **PROGRAM NAVIGATION MENU**. You'll see all your available modules there. Then click on **Module 1** to get started!

We have designed our programs to be fun, easy to follow and enjoyable!

*We hope that you thoroughly enjoy your learning experience!*